

PREPARING FOR YOUR FALL 2023 TERM





WELCOME TO FIC!

Congratulations on starting your journey as an FIC student!
We look forward to welcoming you to FIC soon!

This guide will help you in preparing to start your studies with FIC. Please read this guide carefully and contact us if you have any questions.

TABLE OF CONTENTS

04 Checklist

PRE-ENROLMENT

07 How to clear conditions

07 Math Check

ENROLMENT

08 All About Enrolment

08 Student Portal

08 Blocked from Enrollment?

08 How To Enrol

09 Visa Refusal

09 Late Arrival

AFTER ENROLMENT

10 Orientation

10 First Day of Class

10 Student Portal Email Address

10 Student Success Advisors

10 Student Experience Team

TRAVEL & ARRIVAL

13 Medical Insurance

13 Arrival

13 Accommodations

14 What to Pack

14 Clothing

14 SFU ID


15 Transportation

CHECKLIST

REFER TO THIS HANDY CHECKLIST AS YOU PREPARE TO BEGIN YOUR FIRST TERM. INFORMATION ABOUT EACH TASK IS INCLUDED IN THE GUIDE.

- I am checking my registered personal email address regularly and carefully reading all emails/links.
- I applied for my visa.
- I booked my accommodation
- I activated my FIC Student Portal and Student Portal email address.
- I completed my outstanding pre-enrolment tasks.
 - Conditions listed on your Letter of Offer cleared
 - Math Check completed (only if applicable)
- I enrolled in my courses as soon as enrolment opened (August 8th, 2023).
- I attended pre-orientation events.
- I bought my flight ticket.
- I downloaded the FIC Student Handbook and am familiar with the important dates and deadlines for my term.
- I am attending Orientation on Tuesday, September 5th, 2023
- I am attending my classes starting Wednesday, September 6th, 2023





PRE-ENROLMENT

CLEAR YOUR CONDITIONS

HOW TO CLEAR YOUR CONDITIONS?

- Have you submitted your final high school transcripts?
- Have you submitted your high school diploma?
- Have you submitted your most recent English test score such as IELTS or TOEFL? You can also book a Duolingo English test to fulfil the English condition.
- Have you returned your signed offer letter and paid tuition deposit?
- Have you completed math check (if applicable)?
- If you have other conditions on your offer letter and not sure how to clear it, please reach out!

MORE INFORMATION

fraseric.ca/admissions/conditions-of-enrolment/

MATH CHECK

STUDENTS WITH ADMISSION TO CERTAIN UTP STAGE II PROGRAMS WILL BE REQUIRED TO TAKE THE MATH CHECK.

If you need to write the Math Check, don't worry! It is not a pass or fail test. It will have no effect on your GPA or grades at FIC. It is only to place you in the most appropriate math course for your level.

If you are from Engineering, or Science programs, you are required to take an invigilated session for the Math Check, and the link will be provided during the Zoom call. You will receive email for the Zoom link.

If you are from Business Administration, Computing Science, Environment (Science), or Health Science (Science), the Math Check will be written online using a link emailed to you. Be sure to write the test before enrolment opens, or your enrolment will be delayed.

If you are from Arts and Social Science, Communication, Art and Technology, Communication and Business, Health Science (Art), Environment (Art), or UTP I program, you are not required to take the Math Check, but feel free to give it a try!

MORE INFORMATION

We will send you math check information in our weekly FIC Connect email communications

ALL ABOUT ENROLMENT

This section will prepare you for enrolment, one of the most important steps to joining FIC.

**ONLINE COURSE REGISTRATION DATE:
AUGUST 8TH AT 8:00AM***

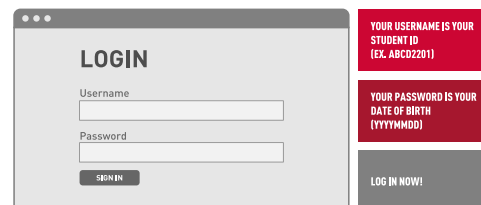
In addition to the information in the following pages, students will also receive emails from FIC with detailed instructions about enrolment. Be sure to check your emails often!

Enrolment remains open until the registration deadline, but students are strongly encouraged to register on this date as popular classes and timeslots fill up quickly.

CHECKLIST: PREPARING FOR ENROLMENT

- I logged in to my FIC Student Portal
- I checked my Letter of Offer and cleared any outstanding conditions
- I read the FAQs and tips on the How to Enrol page
- I read the How to Enrol page on FIC website
- I am familiar with the course expectations and delivery method of my courses
- I am aware of the upcoming important dates and deadlines

STUDENT PORTAL



New students can log into their Student Portal anytime after receiving their Letter of Acceptance.

LOG IN NOW

learning.fraseric.ca/user/login

CLEARING YOUR CONDITIONS

Some students may be blocked from enrolling in all or certain courses. This can happen because:

- You have not cleared your conditions on your Letter of Offer
- You have not written the Math Check (if applicable)
- You have not accepted your offer or paid tuition deposit
- But don't panic! Talk to one of our team members and we will help you. Feel free to send an email to: info@fraseric.ca

MORE INFORMATION

fraseric.ca/admissions/conditions-of-enrolment/

HOW TO ENROL

Our top enrolment tip: Prepare early! Check out our helpful enrolment checklist before enrolment opens.

STEP 1: Login to your Student Portal on enrolment day

STEP 2: Click the Enrolment tab

STEP 3: Select your courses and sections (timeslots)

STEP 4: Click Finalize Enrolment



WHAT HAPPENS TO MY FEES IF I ENROL AND MY VISA IS LATER REFUSED?

If a new student does not currently have an approved visa and their visa is later refused, their refund request would be based on the refund policy for current students - meaning they would likely be charged for the courses that they are enrolled in, even if their visa is refused and they no longer decide to come to Canada. Please see our Fee Refund Policy.

A student must voluntarily withdraw from their courses and request to defer before the end of their second week of the term (as per the deadline in the Academic Calendar published in the Student Portal) if they do not want to be charged for the courses they are studying.

If a new student is worried about a visa refusal and they do not want to risk paying for courses at FIC if they cannot join FIC, then they may wish to request to defer to our next intake.

LATEST UPDATES

fraseric.ca/admissions/conditions-of-enrolment/

LATE ARRIVAL?

WHAT SHOULD I DO IF I CANNOT ARRIVE ON TIME FOR MY CLASSES?

If you are worried that your visa will not arrive on time, we will be offering flexible arrival options for you. We will send email communications on late arrival plans for September 2023 semester prior to enrollment time.



AFTER ENROLMENT.

ORIENTATION

ORIENTATION DATE: TUESDAY, SEPTEMBER 5TH

This is a fun chance to meet other students from around the world before your classes start while you receive crucial information about starting your university career!

- Get to see FIC/SFU campus and meet all your classmates and instructors.
- Hear from FIC staff and current students
- Participate in fun activities and games

An email about your Orientation will be sent to you in December.

FIRST DAY OF CLASS

CLASSES START: WEDNESDAY, SEPTEMBER 6TH

Here's how to join your classes starting Wednesday, September 6th:

- Login to your Student Portal.
- Check your timetable on your Student Portal to confirm your class days and times.
- Refer to the building name and room number shown in your timetable.
- Show up in class on time.

STUDENT PORTAL EMAIL ADDRESS

ACTIVATE IT NOW!

Now that you are enrolled at FIC, you should use your secure FIC Student Portal email address when communicating with FIC staff and instructors.

Open your FIC Student Portal email address by clicking Inbox on the right side of your homepage.

Check your FIC Student Portal emails, home page, and Moodle pages daily for important announcements.

STUDENT SUCCESS ADVISORS

Student Success Advisors are available for one-on-one Zoom meetings both online and in-person to navigate both academic and personal topics.

FIC's Student Success Advisors are here to help students with program planning, study advice and resources to help you succeed, or anything else - both personal and academic.

You can visit FIC second floor front desk if you wish to talk to an advisor in person during business hours.

To connect with the Student Success Advisors during drop-in advising hours online, open your Student Portal and select the "Speak With An Advisor" button on the right hand side.

Students will be added to a virtual waiting room and can meet one-on-one with an advisor as soon as it's their turn in the queue.

Insider tip: Plan to meet with a Student Success Advisor early and often! You'll also get a chance to get to know our advisors during pre-orientation events.

STUDENT EXPERIENCE TEAM

At FIC, our Student Experience Team offers many ways to meet new friends and start getting involved.

Student Experience is the team who will help you engage with other FIC students and the greater community.

- Orientation & Weeks of Welcome activities
- Online social events and meet-ups
- Workshops
- Peer Education and Peer Advising
- Student leadership and volunteer opportunities and more!

To connect with the Student Experience team, check your Student Portal to see what the team has planned for you next! Their contact information can also be found on the Student Portal homepage.



TRAVEL & ARRIVAL



WHEN SHOULD I ARRIVE FOR THE FALL 2023 SEMESTER?

FOR THE FALL 2023 SEMESTER, WE WILL BE RETURNING FULLY TO IN-PERSON CLASSES.

If you have already received your visa, you can start planning your trip. We will also accommodate for late arrival students. You are recommended to arrive within 1 month prior to semester starts.

However, if you won't be able to get your visa in time, you can choose to defer your studies to the January 2024 semester.

Regardless of your location, we want to ensure you have access to services to support you in your academic studies.

This includes:

- Ongoing online Peer Education tutoring support
- Available online student advising hours
- Online student activities
- Recorded webinars to access workshops at times that are convenient for you

MEDICAL INSURANCE

GUARD.ME PROVIDES MEDICAL COVERAGE FOR ENROLLED FIC STUDENTS AS PART OF YOUR FEES.

This medical coverage ensures that students are covered for expenses associated with becoming ill or injured. Students who are enrolled at FIC will receive an email with their Guard.Me insurance number and policy information during the first week of classes.

Enrolled students will be covered by Guard.Me starting on September 1st. Students can claim expenses incurred from after the start date of their insurance even if they have not received their Guard.Me policy card yet.

MORE INFORMATION

fraseric.ca/future-students/medical-insurance/
or connect with an FIC Student Success Advisor.

TIME TO TRAVEL

The Government of Canada announced the removal of all COVID-19 entry restrictions, as well as testing, quarantine, and isolation requirements for anyone entering Canada, effective October 1, 2022.

Read FIC's International Student Travel Guide and plan your trip to Canada accordingly.

FIC's International Student Travel Guide outlines important steps international travellers must take while travelling and when they arrive in British Columbia, as well as what to expect after your arrival.

Please download and read it now, including the links it contains.

ARRIVAL

Once you have read FIC International Students Travel Guide carefully and discussed it with your family, we recommend you have an online meeting with our Student Success Advisors to discuss your arrival plans and any questions you may have.

Please make sure to visit the Immigration office once you arrive in Canada to exchange for your actual study permit before you leave the airport.

ACCOMMODATIONS

BOOK YOUR ACCOMMODATIONS.

As mentioned in the FIC International Student Travel Guide, we recommend that students first book their long-term accommodations. For more information on long-term accommodations you can consider booking, visit our website.

If you do not yet have an approved visa, be sure to read and understand the accommodation provider's refund or cancellation policies before transferring non-refundable payments or signing agreements or leases. If you have questions about your accommodations, please connect with the accommodations provider directly.

WHAT TO PACK

PACK THESE ITEMS IN YOUR CARRY-ON LUGGAGE:

- You study permit approval letter from Canadian Embassy
- FIC Files (Letter of Offer, Letter of Acceptance, FIC fee receipt)
- Visa Files (proof of funds, temporary resident visa if required)
- Passport
- ID with photo and proof of age
- Contact numbers & addresses (both at home and in Vancouver, including accommodations and airport pick-up contact information)
- Money (credit card and approximately C\$500 in cash on-hand)
- Travel insurance information (including early arrival coverage if required)

OTHER USEFUL ITEMS:

- Original academic certificates & transcripts
- Clothing & toiletries
- Adaptors (electrical systems in Canada are 110 volts)
- Medical records and other immunization records (useful but not required)
- Prescription medication, face masks, thermometer
- Bedsheets and towels (depending if your housing arrangements require you to bring your own)



CLOTHING

Vancouver has a mild oceanic climate, with relatively mild, rainy winter and cool fairly sunny summers. The west coast is the only part of Canada in which the average temperature remains above freezing (0°C) even in winter, and Vancouver is the only major city not having a freezing winter.

Vancouver's winters are mild and wet - it rarely snows in this part of Canada except, of course, on the local ski hills. From November to February, temperatures average from 5° to 10° Celsius during the day.

The best way to tackle the weather is by wearing layers, and packing smart casual clothes to see you through most situations. To stay cozy and dry, you'll need warm clothes, a raincoat and an umbrella. Waterproof footwear is always a good idea. If you're heading up into the mountains, make sure you bring your snow gear including hats, gloves and scarves.

You can also refer to this [article](#) or this [video](#) to guide you how to pack for Vancouver.

SFU ID

You can find your FIC ID on your FIC offer letter. Once you start school at FIC, within the first two weeks, you will be able to check your SFU ID in your FIC Student Portal. You will also receive an email to set up your SFU email address.

If you have not received your SFU ID after two weeks after school starts, feel free to reach out to our Student Experience team or IT Squad team! They are located on the second floor of FIC building.

TRANSPORTATION

Transportation in Vancouver has many of the features of modern cities worldwide. You have many types of transport to travel throughout the city.

RAPID TRANSIT (SKYTRAIN)

One of the most convenient transportation systems in Vancouver. You can plan your trip or check skytrain schedules [here](#).

BUSES

Our network of busses, trolleys and community shuttles link to various hubs, exchanges, skytrain stations and tourist destinations throughout Metro Vancouver. You can check bus schedules or plan your trip [here](#).

SEABUS

Seabus connects Downtown Vancouver to North Vancouver. It takes a short 12 minutes to connect the Inlet. You can check the schedule [here](#).

WEST COAST EXPRESS

The WCE is our commuter rail service that travels between Downtown Vancouver and Mission City on weekdays during morning and evening rush hours. You can check the schedule [here](#).

U-PASS

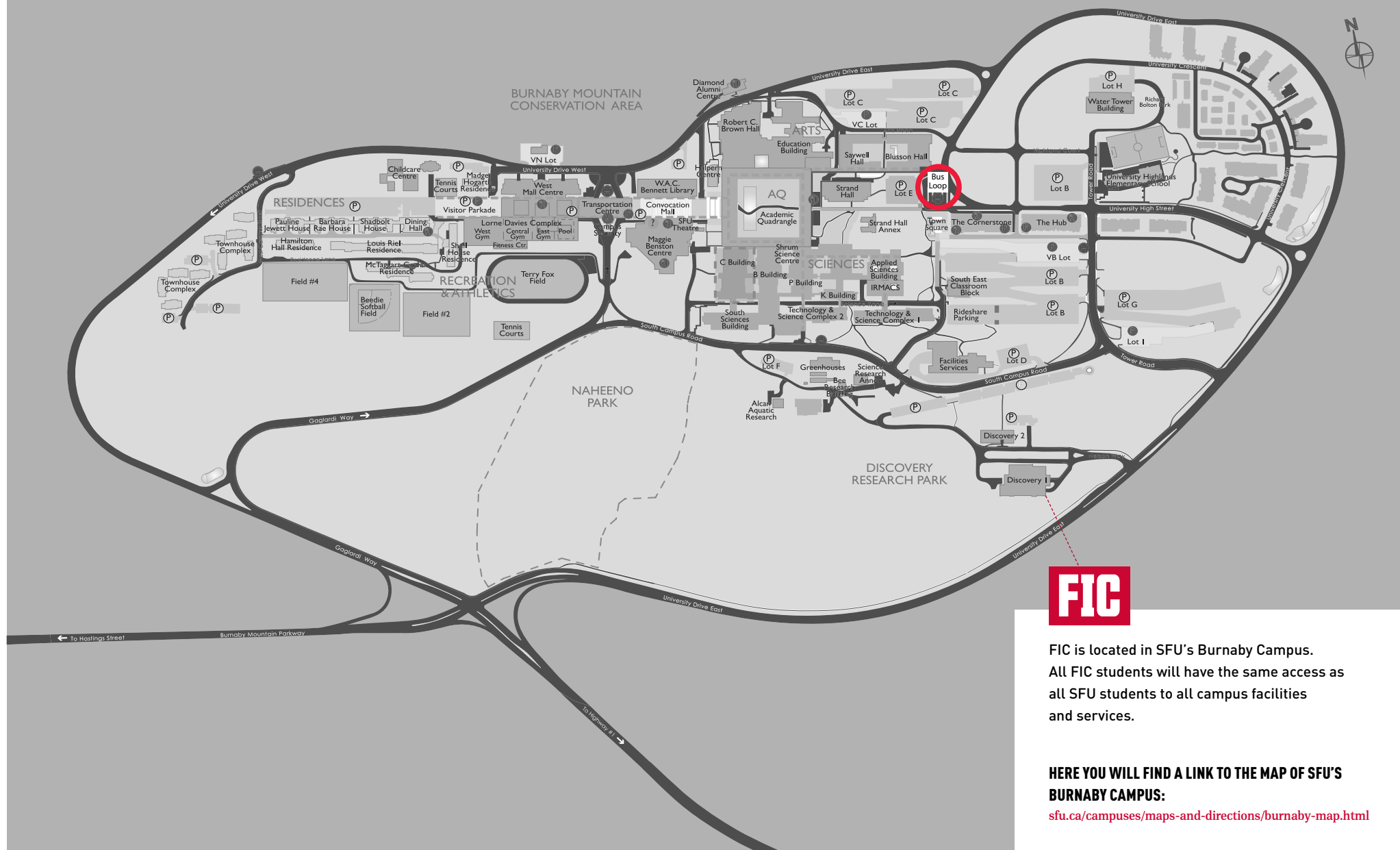
The U-Pass BC program is a partnership between BC post-secondary institutions, their student societies, TransLink and BC province. Once you transfer to SFU, you will be eligible to take advantage of this program and enjoy discounts on transportation passes! For details, please check [here](#).

VANCOUVER TRANSIT

translink.ca



SFU BURNABY CAMPUS



FIC is located in SFU's Burnaby Campus.
All FIC students will have the same access as all SFU students to all campus facilities and services.

HERE YOU WILL FIND A LINK TO THE MAP OF SFU'S BURNABY CAMPUS:

sfu.ca/campuses/maps-and-directions/burnaby-map.html



WE'RE HERE TO HELP

Our teams are just a click away! Connect with us if you need any support during your studies.

Leaving home to study can be one the most exciting yet challenging periods in your life. During the first few months you will likely experience many emotions.

Remember, you are not the only student experiencing this and you are not alone! If you are finding it difficult to adjust, we strongly advise you to meet online with an FIC Student Success Advisor. You can meet them in person by visiting FIC second floor front desk, or connect with them through zoom from your FIC student portal.

Be sure to also check your FIC Student Portal email inbox, home page, and Moodle daily for any updates and important announcements. We wish you luck and success on your upcoming journey!

WISHING YOU ALL THE BEST FOR THE TERM AHEAD!

SEE YOU IN THE NEAR FUTURE!



Fraser International College

Discovery 1

8999 Nelson Way

Burnaby, British Columbia

V5A 4B5

Canada

www.fraseric.ca

info@fraseric.ca